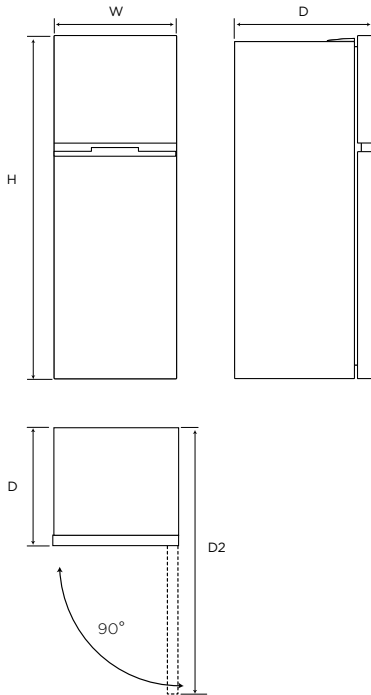
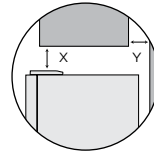


Compact Top Mount

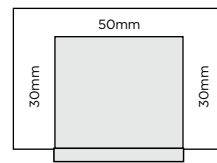
WTB3700AH/WH
 WTB3400AH/WH
 WTB2800AH/WH
 WTB2500WH
 WTB2300WH



Minimum Recommended Airspaces

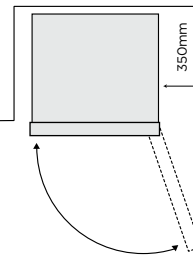


If you have a cupboard above the refrigerator with a rear gap of less than 100mm (Y), recommended minimum clearance at the top of the refrigerator increases from 50mm to 100mm (X).



Please note: Doors are designed to sit proud of cabinetry (not flush).

Front face of bench aligned to front corner edge of cabinet.



When positioned in a corner area, spacing of at least 350mm on the hinge side will allow the doors to open enough to enable the removal of bins and shelves.

Dimensions	Product Height (H)	Product Width (W)	Product Depth (D)	Product Depth (D2) (Door Open)
WTB3700AH/ WH	1755	598	650	1199
WTB3400AH/ WH	1645	598	650	1199
WTB2800AH/ WH	1605	540	615	1108
WTB2500WH	1470	540	615	1108
WTB2300WH	1405	540	615	1108

Airspace	Side - both	Top	Behind
WTB3700AH/ WH	30	50	50
WTB3400AH/ WH	30	50	50
WTB2800AH/ WH	30	50	50
WTB2500WH	30	50	50
WTB2300WH	30	50	50

IMPORTANT

These dimensions are a guide only. All measurements are in millimetres (mm). For complete installation instructions, refer to the manual provided with product.
 © 2021 Electrolux Home Products Pty Ltd. ABN 51 004 762 341. W_DIM_CTM_Oct21